







OV50 Check Valve

Features

-  Easy to insert
-  100% factory tested for sealing operation
-  low headloss
-  External oring groove
-  Spring loaded plunger
-  Locking tabs - no retainer required

Check Valve External Dimensions

OD#1	49.50
ID	32.40
Height	53.70

Materials

Outer Cap	Acetal
Inner Core	
Plunger	Acetal
Body	Acetal
Spring	304 S/S
Seal	NBR 4711
O'ring	NBR 4711

FLOW RATE CURVE

Certification

Potable Water	AS4024
Performance	AS2845.1

Technical Data

Service Temperature

Max C	90
Min C	0

Service Pressure

Max Kpa	2000
Min Kpa	0

Fluid Clean water

Opening Pressure

